

Indoor Grow Journal January 2017-May 2017

Germinated 1/13-17/ 2017

3/20/2017 Flipped to Flower

Harvest: 5/11, 12,13 /2017

INDOOR

Flower environment:

5 x 9 x 6' 11" Gorilla Grow Tent (not using extension)

4-P600 Platinum LED Grow Lights

Carbon filter/ scrubber

6" – 435 cfm Dura fan (out take / exhaust)

Dura fan 4" input fresh air

VEG environment: separate from tent

4 2' (4 bulb) T5 florescent-good for 8 5 gal pots

Medium:

Cyco Platinum Series Coco Coir, Vigoro Perlite

Approx. 3 coco to 1 perlite

Germination: seed into moist Rapid Rooter or Root Riot plugs, into plug tray, into tray for tray with dome upon heating pad. This time I will germ under 1 T5 Fluorescent. Past has always been in semi darkness. Trying to curb that stem stretch early on .

5 Gal Smart Pots : final forever home

Methods:

Mainlining maybe, Topping, LST for sure , Defoliation for sure, hand feed

NUTRIENTS: Coco_Canna series Mixed in 1 gal jugs (drain to waste)


Preparation: rinsing coco coir Platinum / Perlite with plain pHd water 6.0-6.1 input and out put. Will let it dry til just moist for rapid rooter with germinated seed-root showing at the bottom of rooter.

Strains : of the following **seeds:**

3 Blue dream, 3 Girl Scout Cookie x White widow, (this will change)

pH tool: Blue Lab pH pen

Prep: Mix coco and perlite outdoors, in large CLEAN bucket, load germ pots with mix, and bring indoors. Always have a little left over "just in case". My "stash" of coco and perlite are stored in a nice dry environment. Keeps it clean ☺



1/7/2017

This is my 3rd led grow. I think 10th over all.

Beginning with: rinsing Platinum Cyco coco coir & Vigoro perlite mix (1 part perlite to 3 parts Cyco coco coir) in 5x5" pots that have been pre-prepared/ mixed & rinsed for the incoming Rapid Rooter with germinated seed. Water pHed to 6 -6.1 input and output the same. Now they will dry a bit and will be ready for the germinated seeds-slightly moist so I don't have to worry about watering yet. (this is a new test/procedure for me and i am pretty sure it will work.)

Still deciding on what to germ: Blue dream for sure, Girl scout cookies x White widow for sure. STILL waiting for BC God bud from Seedsman..ongoing hassle

There ya are.

I can spoke feed with can in right hand and thumb index finger pinch fan leaves with the left hand 'cause I'm a girllll. (older lady actually)



1/8/2017

Staging the VEG area...to germinate here under 1 T5 (have always germinated in the bathroom in semi-darkness.) The "GWE forum supports germinating under light..so I will give it a try. Skins line the back wall and when veg starts formally I put another skin in front to reflect light back. Also makes a nice little wind tunnel for air circulation.



1/9/2017

GERMINATING

4 Blue dream



4 Girl Scout Cookie xWhite widow

3 Bubba 76

1 P.A. Kush (WTF is that?) by DINA. Can't find it anywhere...anotherrrrr note to Seedsman

Have always germinated in a dome on heat mat in semi-dark. Trying under light. WATCHING if it gets too warm on heat mat. Will remove mat if the dome feels too warm this evening.

and so it begins.... 😊



5:00 PM : Removed heat mat. Left dome and light, had dried out dome too fast.

1/10/2017


BC God bud and 3 free Blueberry arrived today from Seedsman. This order took 1 week. They forgot to send me a dispatch notice. Now what to do what to do? Add in 2 BC Gb or save til next grow? Blueberry can wait. BC Gb seeds are BIG!!!

Turned on another T5 to help dry and warm the pre-prepared 5x5 pots. Champing at the bit I must say – or maybe just grinding my teeth.



1/12/2017

Moved the germinating tray back into bathroom on heat mat in semi-darkness yesterday. 8AM this morning 5 popped. Transferred the rooters to 5x5 pots and now under T5s. Girl Scout cookies x White widow are not rooting yet. (hmmmm)



1/13/17 am

Having still no germination from the Girl Scout rooters and having double sprouts now in the 3 Blue Dream and PA Kush rooters I realized I had double seeded the rooters-[way to go dodo!!!!](#) SO: hopefully I will know who is who as they mature-if not-it will be one or the other. Made new roter for Blue dream and 1 Girl Scout Cookie/White widow.

Always trying to make perfect in less than a perfect world. UGH!

1/17/2017

[Germinating Observations & Discoveries](#)

Have always germinated in root riot/ rapid roter in their pans on a tray, under misted dome, on a heat mat-daytime in semi dark-night dark.

I tried the dome under T5s on heat mat...too hot...removed heat mat Royal was right ☺

I tried no dome under lights-lights close-dried the roter tops quickly

FASTEST germination is rooters in their pans in the trays, under sprayed dome on heat mat in semi dark -and dark. They emerged in 3 days-both the root and the cotyledons. No matter what strain. Pale cotyledons but as soon as I put them into their first containers (as soon as they pop up) and under light they green up immediately. No more messing around with it-back to my original way.

[Canna Coco nutrient drama](#)

I have found 3 different feed schedules. Cannot reach Canna by phone. And after investing serious bucks in just the first 4 gallons I have seriously debated going back to Flora Trio by GH.

Yesterday I had to drive into town (30 minutes) (my least favorite hydro store) to get the gallon jug's **opener** for Canna gallons. **WHY** I wasn't informed of its special opener when I got the stuff I don't know and channel locks do not work and the dweeb charged me for it! Anyway I asked why one has to let the mixed nutrients stand for several hours? (I had thought I would do as I sometimes do- mix and then feed the next day in the morning-especially when in flower so I have the day to drop the humidity).

This led to:

A whole discussion about adding A first...shake let stand...add B shake let stand...add Rhizome shake let stand..and then use a bubbler for the next several hours before feeding.... (this would turn my feeding program into a four hour episode minimum once mature or in flower and the only thing I bubble is my bath water!!) And no I could not prepare it the night before it would change pH. (Tested Flora Trio mix after over night and the pH was still at 6).

With the Flora Trio + what ever added: I have always...**always**-filled up to 16 1 gallon jugs, added each nutrient (without shaking in between) , shook the jug mix, pHd the jug-finished them all and fed. Never had a clue to do otherwise. I was informed that I got lucky (for 10 grows?), I was doing it all wrong no matter what nutrient I was using and my yields were probably compromised. The "dweeb" sat down in his chair, blushed, pulled on his beard and shook his head...literally.

PISSED I drive home and call my FAVORITE hydro store (45 minutes up the hill who can't carry the Canna line because dweeb does) and ran the blab down to him. He said yes-the (dweeb) was correct in a perfect world especially in growing one strain for high yield..commercial.

After much more hammering (on my hydro guy north) I was encouraged to treat the Canna Coco nutrients as I have treated the Flora Trio (minus adding Cali-Mag)... not going full strength-what ever that is. He has been my go to from the beginning.

If Canna Coco is DESIGNED for coco why isn't there a relatively consistent feed schedule?? There are currently 3 online-all different.

SO: altho I only fed pH 6 water the first week of the first germinated-I did begin feed this am. Easy enough. However when I get to flowering I will be shaking 16 individual gallons 4 times each feed (will go that far in the change) **AND GETTING SERIOUSLY BUFF arms!!!**

First and second germination- fed according to "one" schedule at 6-9 days old.



1/31/2017

Day 23 from dropping seed

Transplant to 5 gal smart pots

Yesterday all the girls got pH6 water only. Then mixed coco / perlite 3 to 1 mix (in preparation for transplant) and filled 8 5gal smart pots.

Today selected 8 of 13 plants to go in. Saved 3 back ups and sent 2 to Jesus.

Took each smart pot and removed enough material to be able to sink the whole plant root/medium into the pot without disturbing the roots at all. Moistened the "hole" with pH6 water, dropped in the plant with all her goods, arranged the medium and added a tad bit more pH 6 water.



I know I have reliable seed strains in some pots but It continues to irk me that I am unsure of what plant I have after double seeding the Rapid rooters and yanking one of two out of 4 rooters. HARD CHEESE LESSON!


- 2 Blue dream for sure
 - 3 God bud for sure
 - 2 Bubba 76 ???? or blue dream or girl scout cookie x white widow
 - 1 Girl Scout Cookie x White widow for sure
- in reserve:
- 1 PA Kush ??
 - 1 Blue dream ??
 - 1 Bubba 76??



1/2/2017

Observations

Looking at the plants this am I was not happy with the lack of “perky” after transplant. Nothing serious just not uppy-happy enough. I didn’t want to soak the whole 5 gal pot with pH ed water so as stated yesterday I just did the well and added some more after plant was in (not wanting to over water). My transplant skills are (I will say) very good SO I decided they needed moisture/food and so I gave all the plants food, moistened the coco coir BUT DID NOT do drain to waste this time thinking that would be way too much. I will do that next feed and through out. All are “perky” now. Glad I did that ☺



2/6/2017 29 days from dropping seed
Topped a few yesterday will top more tomorrow.

Observations

God bud slow to pick up the pace. Girl Scout Cookie x White widow has “spots”. Every girl has to eat the same thing at the same time around here –no special cases. So if she has spots-she does (not insect). God bud picked up this morning after a full saturation / drain to waste feed yesterday. Also have more humidity currently. They are already pulsing fragrance.

No LST yet, decided not to mainline-just my usual stuff as I test out my new nutrients (Canna Coco). Already wondering what will be the next grow ☺

2/6 cont:



Bubba 76?



Bubba 76 2?



Blue dream?



GSC x White Widow



GSC x White w spots sat day 29 from seed drop
Not gonna worry about it right now



Blue dream 1

God bud 2

God bud 1

God bud 3

2/10/2017

Day 33 veg. Friday. The work day has not been smooth..nor the week - so chalking it up to being a (colossalgoatfuck) less than desirable sequence of days but- I am vertical, live in paradise, and am grateful . In the last week my fan leaves (big as my hand which is large to x large) have become enormous soooo they got "piled" . These strains are growing differently than the past ones so every day is a new day. May relieve one plant and transplant a reserve...undecided .

There ya go...raining again...grateful for that too 😊



2/11 /17

God bud #3 was not thrilling to me (still have 2) so she went to Jesus and transplanted Bubba 76 (a spare) into her place. Not done that before this late in the game. Transplant went well.



2/12/2017

fed today: feed chart states 8-12 MLs of A&B (Canna Coco nutrients) so I upped it to 10mls of A&B (risky measures ☺) These strains like more moisture than I have experienced in the past. Thick trunks on the Indica's- thicker than the past and bushy!!!



2/19/2017

All 8 got defoliation and more LST. Most plants having 4-6 wire ties. Realized that I need to top off my coco mix when I feed...probably tomorrow or next day. Mixed it & ready to go. I am having a few issues in bonding with a few of these (Blue dream). So lanky into day 42. Staying the course.

This is before defoliation



After defol today



2/28/20217

Day 52, daily defoliation, LST either adding wires or cranking down wires. Lots of humidity this time of year with our current weather conditions-like rain finally. Then sunny and dry. Up and down. Minor claw on fan leafs or two, no other nutrient burn issues. Feeding 1 x a week. Day 63 or 64 they will go into the tent for flower (after I get back from my daughters wedding-taking ONE day off work to put all into the tent. Will photograph one by one from now on. Still on second feeding schedule via Canna coco—no pre flower yet and still growing 😊



Blue dream 1 ?



Bubba 76 1



God bud 1



Blue dream 2 ?



Bubba 76 2



Girl Scout Cookie x White widow



God bud 2



Bubba 76 3



3/7/2017 Day 58

I keep thinking this the last time I will do major defoliation (what I think is major) but the fan leaves continue to get huge & block the light for the new growth and especially with the God bud plants-that tend to do more transpiration. So another tray full. Once into the flowering tent I know I will have to selectively remove more as the bud sites appear.

Also shifted the training wires a bit more and added a few. I am literally out of room on width in the veg space. Canopy is about 1 foot more or less for each. Blue dream is really a sativa brat ☺ And Girl Scout Cookie x White widow still needs to impress me.

Next feed I will add the Canna Boost to the feeding menu. (1 L is \$111.10 BUT get 20% discount so I only got BONED for \$88.88...not feelin the love. AND I will need more to get thru the grow.) Directions say to add the

boost 1 to 3 weeks before switching to 12 / 12 so my 2 week before switching is fair enough since I don't see any pre-flowers anyway. (Beginning with 8mls with a maximum of 15mls I think)

No issues with nutrient burn or pH problems thus far. I DO notice that these plants require 2 gal each feed to get my drain to waste criteria. Normally this doesn't happen this early. I suspect the dry conditions of our "winter" ...40-68 RH on any given day. Continue to lift test for feeding about every 6 days. As we get into flower it will be every 4 days. (I think).


Planning my next grow: As much as I love to investigate different strains- I am yearning for a high yielding of Gold leaf (especially for budder and night tinctures) , a reliable Northern lights for fine smoking and a joyous Jock horror for productive day tripping



3/8/2017

Prepared the Platinum LED 600p lights in the tent. Equal measurement from front to back, side to side, approx 15" between lights. Estimating 24" above top of canopy (plant with pot measuring at 24") raised lights from floor to 48" for the first two days then will lower to 18" above canopy. Last grow being unsure I kept them higher for longer which was an error. They really like the 18 "...perked" right up with their arms greeting the light!

Surge boxes and fan controls made easier to access @ 6 am. Good to go I think



3/16/2017

All righty then: Last feed before flower flip on Monday, added the boost(not sure if it is the right time as there are two different posts on when to but did). I am sure they will be fine until I return from daughter's wedding having a plant (and cat) sitter! This person has observed my grows, I have cared for his. The first thing he did when entering the veg space (for the walk thru) was to sit down in front the plants "Indian style" and LOOK... just like my plumber did. That's my guy. We've made capsules, vape cartridges, and I have given him clones...he is my taster-I am very lucky to know him. We will (in the future) also make Arnica Montana salve together...I'm the kitchen witch (bitch) but he bikes and knows the benefits.

Anyway: These are the first of to come solo images as I go into flower. Not eager for the 6:30 am on and 6:30 PM off **manual** schedule but VERY eager to get them out of the veg area because there is literally no more space after LST. Bubba 76 growing like Blue dream...God bud incredibly bushy to the point of not being sure as to how many fan leaves to remove now because that's what they do...big ass fans!! No nutrient problems yet-just need more light now...took it to the max on the T5s.



Bubba 76 3

Blue dream 2

Bubba 76 2

God bud 2



God bud

Bubba 76

CSC x White widow

Blue dream

3/20/2017 Flower Day 1 (of 70 days)

3/19 moved the eight ladies into the flower tent mid day. Their additional light was palpable. Lights remain approx 24" above canopy. Initially I thought they would be sorely "drooped" this morning due to lack of warmth through the night but not so (yet). Opening / on @ 6:15 am all remain the increased "perky-ness" they demonstrated yesterday.

The God bud remains to be producing fat fan leaves...that is a Bush Baby strain if there ever was one and has me a bit concerned on how many leaves to remove..will figure it out.

Ambient temps currently 62/65, tent 72/59-but the day is young ☺ Another rain system coming in we think so it will be the usual adjusting of ambient temps to adjust the tent tents.

Have not done a flower flip right after daylight savings so it still feels like 5:15 am when I climb the stairs...good part is-I can still climb the stairs!!

Will be observing the ladies indication on when I need to lower the lights ultimately arriving 18" above canopy.


Not only is this a more than usual bushy grow, more bushy strains other than Blue dream, it will probably be a taller grow as I am already cramping my style (not unusual for me anyway).



Taking it from the top once again (ladder top of tent) - back to the Cannon raw images to fix the pink-lighting in Photoshop.



left side tent



right side tent

3/23/2017 day 4 flower tent

Feeding day. 6 of 8 were pretty dry.


I lift test and it is coming to be that I may think I can go one more day-then bam! they are dry (too dry) but for two (short God buds)-oddly nearest the intake fan. Will feed sooner.

Thought I would just need to pluck a leaf or two...made the mix, unloaded plants to sink 2 at a time, feed (after pre loading 16 gallons with water before I went to work) and it took 4 hours to complete the act. I would prefer to feed in the early AM but work (as we all know) doesn't permit it so as close to noon as I can get is good-so not to have high humidity in the night dark period. Will still have humidity but not in flower per se yet.

To answer why I don't have light period at night-it is BECAUSE my tent is on manual service 24/7...and I am not feeding my plants at night with the light on because...I do need SOME SHUT EYE.

SO: thinking I would not do more defoliation having entered flower here is the "Green Can " California knows what that means---only green waste...I filled it with again huge fan leaves...

This is one strange grow I must say. (My mom said that too). No plant pics cause they are freaked out...I will shoot their recovery☺ I hope



The feed.

3/26/2017

1 week in flower tent. All perked after last defoliation, and 6 of 8 are @ 18" (soil to top). Have two stubborn tall stems altho every branch is wired. The two shorter ones –God bud- staying short and bushy. No clue as to how it will yield being that short. Over all this is going to be my tallest grow ever even with my LST practices given that we are just starting to stretch.



3/31/2017

Day 12 in flower tent and the STRETCH is on. Have raised the lights in the center of the tent. Left side God bud just keeps making BIGGER fan leaves. I wear a large or extra large glove-those puppies are problematic. Each feed-now 2 x a week -stage III on Canna coco feed gets more defol and they are all big ass leaves, and then new little ones arrive below. Questioning stripping them off...have concerns about being radical in flower BUT..as I said-this is one strange grow.

Temps remain good, day RH is fine night-more humid and I will be worrying about that for sure as the buds form. Expiration (sweat) continues. No nutrient burn or bugs (hang on gotta go knock some wood....back).


One unique observation for this grow-don't know if it's the nutrient change or the strain change but when I move the pots-holding them on the sides/ rub the sides of the pots- I can feel BIG roots..like hugging a skinny person-you feel the ribs. I still have 6 weeks to go at least...wonder about this. And the plants feel heavy-more heavy than in the past but perhaps it is that I am older too.

My seeds from Nirvana are in within the month (Jock horror), seeds from ILGM (Gold leaf) are in within the month, have Northern lights...and may be gifted a couple uh Blue cheese which smells soooo good to me . One tiny sissyass hit from my new bong of her puts me right in my place...perfectly.

After 20 years + of living here-today is our first day of being hooked up to sewer (no more septic tanks). The first flush is on...a lot of things get better. Very significant since I can consolidate growing, making cookies , and-being able to pee in the same building as I load 18 gals of water (last two years the tree roots blocked the plumbing at tanks).....don't have to hold it for the duration of 24 stairs. Way Cool ☺



from the top



4/8/2017 Flower Day 20

Plants are around 36", have had to raise the lights several times to maintain 18". I am hoping this is the end of the stretch. My LST is the same as always and these ladies just over ride it as well as producing more large fan leaves. Taking two gallons each of feed 2sx a week now. The God bud girls stay more moist than the others and I can't figure out why. Temperature between 75 & 78. May hit 80 by the end of the day-humidity always higher at dark time and will always worry me.



4/11/2017

SO: Need to germinate in order to have a crop ready to go into the flower tent in about 6 weeks after this harvest which I have NO clue as to what it will be. Will photo bud sites next feed. Pretty much deciding to go back to GH Flora Trio plus, CaliMagic, Terpinator, Bloom etc because:

I am forming the opinion the Canna Coco nutes are a hyper dose; it generates huge roots-I can feel the ribs on the smart pots as I have said. VERY tiny nute burn on some tips-not worried about that

The plants are individually very heavy-more than the last grows

Taller too not that that is an issue-were mature when they went in. I have done LST and they just keep getting taller & taller. Keeping the lights @ 18" above canopy ..do wonder if they want closer but don't want to burn my major buds.

I have done more defol on these plants than I have done collectively-each time a can. They are drinking 2 gals ea feed 2x a week now -which is more than in the past. Having 4 more weeks to go minimum – no doubt they will be drinking more frequently.

There is continuous new growth on lower stems of small cabbage clusters of leaves that I keep stripping and I feel it is a waste of energy by over 3 weeks in the flower tent. Long stems on fan leaves looking for light of which they have plenty, and way too many non -producing little stems that keep growing, I cut them, more return.


Am looking at the bud sites and doubting Canna Coco-hyper growth. Big roots, constant generating of useless no chance/ non producing green matter. Buds are in them selves looking ok-they will fatten for sure, have trichomes, all are healthy-but...currently more green than bud yielding.

Granted: WARNING: God bud with all her high THC cannot get out of her own way. Short and bushy stemmed-she would have to be stripped naked to produce any sizeable buds. Gorgeous fan leaves-huge-beautiful green..but no-not again.

And finally these nutes are going to top off at 1,000\$ for this grow. If I had 10 gal smart pots in a green house with top and side lighting (and a lot of help) I would probably go for it. Powerful indeed-but too much hyper (and healthy) nonsense growing on the plants-all 4 strains.

So into Rapid Rooters I dropped Gold leaf (Bergman ILGM), Jock horror (Nirvana), Northern lights (Bergman and Nirvana). Hey! They all went into the right rooter! Lesson learned! DUH!

If the harvest comes out with a decent yield I will eat my words but..not eager to spend a 1000 bucks for the next grow if it is going to be equal to the last for a bunch less.



Gold leaf, Northern lights, Jock horror
And they all went into the right rooter!!

4/12/2017 Day 25 of flower



4/15/2017



God bud 2



God bud 1



Bubba 76 2



Bubba 76 3



Blue dream



GSC x White widow



Blue dream 2

4/17/2017

4 weeks into flower: need to be fed/watered every 4th day now with an extra or two gallons handy. They are too light if I wait one more day. The feed and defoliation took me 5 hours and I had already pre-filled water bottles with plain water before I went to work.

AND: the plain water just sitting in the jugs for 4 hours only took 1.2ml of pH down opposed to 3.2 without letting the water sit. What's up with that??

Made the decision to do yet another defoliation –as in a sink full of fan leaves. I was aggressive enough I think and do wonder about doing anything too drastic this far into flower BUT it is for the benefit of the flower for light and air..so if they all herm on me I will simply have seeds (up the ass).

Also considering the Rosenthal 11-13 concept. Maybe not tonight but shortly...



God bud 2



God bud 1



Bubba 76 2



Bubba 76 3



Bubba 76 1



Blue dream



Blue dream 2



GSC x White widow





4/24/2017

29th day of Flower and 14 (days from seed drop) Veg

(I will be very happy when we can get into May)

Having our usual swings of weather-from rain to spring winds to minor heat waves. Had one day (heat wave) where the flower tent got to 86+ since I was not here and the "other person" (fill in the blank) was not attentive. If they herm..I'll just make an installation piece of all the seeds and put them in his studio...

Anyway OBSERVATION on the defoliation process: the remaining leaves (and they are still coming) have a different character than I am used to-most plants-not the damned God bud have an icy look. I freaked out for a moment thinking I have powdery mildew/ mold...yanked one, louped it while feeling the sticky..and yup- lotsa trichomes. More than usual-of past grows- and these are not the sugar leaves. SO: I will – presuming they are still here at harvest- save the leaves for hash where I normally only save sugar leaves.

That said-

nothing of great change. This is the purgatory stage-another one – of waiting for the **fattening** of the buds. I stick my head into the tent and tell the girls I am good with waiting but just give me a little indication that you **WILL** do that-PLEASE! The God bud is already doing the chlorophyll bleach (yes I raised the lights and she just stretches to it) . And her top buds are nothing to speak of..at all. Next photo op I will start to do close ups...she is one strange bird.

My hydro guy (who doesn't sell Canna) was impressed that I was still feeding Cannazyme to them- It is down to 2mls but he said he just stopped that –the extra green growth stuff. I am still following directions from the chart like a loyal student since I know no better.

The Veg (babies) are just doing their thing...the strange 1 Jock horror is still strange but viable. All seed drops doing well. Had their first feed a few days ago according to Nebula's GH chart-plus Terpinator-starting with 5ml. I will end up with 5-6 plants in 5x5 plastic" pots that will need homes???? **Hint hint**
Yes- I am returning to the GH Flora Trio with Terpinator.





4/26/2017

Fed today: upped one nute and decided to add 3ml of PK as (my bad) some strains will finish earlier than others in the tent. Instructions say 6 ml for 1 week . I only feed 2x a week (so far) -does Canna mean if you feed every day? Grateful for Nartak showing me some variables...Also CORRECTION-it is the Girl scout cookie x White widow that is to flower for 70 days (not the God bud). Basically I will just watch each plant now since the breeders "recommendation" has nothing to do with the price of fish currently. She looks more ready than god bud...

Have a touch of burn on tips but not concerned.

Some random shots.. OH God bud is strange. White cap, maybe nanner-not sure-have to loupe it next feed-don't think so-very few pistils, thick powerful stems with not much to show .

Overall-got sticky and just playing it by ear-what the girls sing to me for the next month.
PH at 6 .





4/30/2017 Day 44 flower...and the month of April sucked big time!

Not a lot of change to report: I wish it would take me 7 weeks to get fat!...oh-weighed the fed and fully drained 5 gal smart pots that I lift in out of the tent to feed. Average weight-wet and drained - 32 pounds to put back in,. God bud keeps doing her private mystery tour (high yielder my ass) BUT she is pretty, aroma fabulous, looks like nothing I have seen on line. Lights remain 18" average above plants, temps 77-80 at the top so a mean of 76 maybe.

Babies doing fine for the most part. Jock horror pulled a nute burn from my original Flora Trio feed-WTF..I am ignoring it plus there is one not so robust of her-she may very well "Go to Jesus". That's why I germ more than necessary. My last Jock horror under SAME nutes were all fine and her clone was fine for a friend.

Lastly I do have sugar ! and sadly have less dog hair on my buds . (but got some ink to keep him in the space with me...any space.





Sugar and strange





5/1/2017

A good day to transplant-just a few days earlier than I thought. All went smoothly (I think). Have 5 back ups just in case. 3 Gold leaf (Bergman) 3 Northern lights (Bergman & Nirvana) 2 Jock horror (Nirvana). Back to Flora Trio with Terpinator. May add Floralicious...thinking on it.

First grow since I started to grow without my main man-Nik. He loved harvest cause he loved to chase Champagne corks as we celebrated the harvest.

5/6/2017

Day 50 of Flower

WELL: This is the harvest month; Bubba 76 on deck starting tomorrow, God bud the following week, Blue dream the next and then Girl Scout cookies x White widow....according to seed info. All of which is not so in their performance so just watching. Some will need to be flushed the coming feed time.

I do regret not journaling my last grow but will add some pics of it here . Bud and density far beyond what I have now- Kushes, Skunks & Northern lights under Flora Trio and Terpinator (my 2nd LED grow).

This grow I believe will not get close. I have a lot of stem between buds on The Bubba 76 (3 of them) -wasted space (supposed to be a high yielder and not fattening up)), Blue dream is stacking up ok-not thrilling, the Girl Scout Cookie x White widow IS stacking up nicely reflecting the fattening of buds in the last few weeks...she has nice collas – only one of her.

Temperature and humidity have been nearly divine this grow, no light leaks, no spikes to herm (cept for one day @ 86 f but the hygrometer was more to the top of tent near lights so I figured the average was still ok).

POINT BEING: I am taking a bath on the yield with this grow big time. By this time last grow the buds were remarkably firm top to bottom. These buds are sticky but not firm.

I have defoliated more than ever in my last 11 grows, did LST per usual.

As I said previously-I think the Canna Coco would be more suitable outdoors with minimum 10gal pots to support the hyper green grow of leaves and the stretch beyond stretch it appears to have done even with diligent LST. I have a lot of wasted plant this grow-defol wasn't an option-it had to be done and what I got was more green and buds not suiting up for the party.

LAST GROW EXAMPLES




LAST GROW EXAMPLES





Day 49 Flower-Week 7





5/8

WELL: last lengthy blab on this grow as I am heading into harvest in stages: Note: I don't have browning leaves, never have had browning leaves upper or lower..I simply read pistils and hairs.

Bubba 76: got pH6 plain water flush today and will again on the 4th day.

Will harvest the three this weekend. Pistils are going quite brown, trichomes clouding up, her yield is weak on two of the three. Last two LED grows everything finished a week early-she will go a week past due date. She has ceased to fatten up-2 of 3. She kind of reminds me of OG kush. Sticky enough but "no there there".



Girl Scout Cookies x White Widow: she is not due yet by breeder info but she is; watching her carefully-she got fed rather than flush and is stacking up nicely-fragrance divine! May get a flush next feed...will see.



Blue dream: also stacking up ok, fragrance great, the two are near as well. Will just feed next time and if I don't get to flush I don't. Trichomes are more important to me than flushing. Lots of difference in size :?



God bud: one strange strain-potential THC 29%. Her TOTAL pistil growth reminds me of first pubic hair (no offence meant). Some ROCK HARD buds, legs/stems the firmest I have ever experienced. The trim will be a mystery tour. Trichomes very round and fat-not much stem under the heads. She is coming close as well-she got fed nonetheless. Fragrance powerful, a few white heads I will gift and will need my testers to discern her potency. She / they have been a labor of love but won't do her again-the defol is mind boggling. Purple caylyx, blue green leaves(phthalocyanine green) , magenta/purple veins..go figure



Next report will be on harvest/ trimming
Bitter Sweet it is 😊

5/11-13/2017 Harvest time

As anticipated: this has been one strange grow: labor intensive in that the plants needed defoliation on a regular basis-I would have certainly had bud rot (just one bud on GSC xWw) and less bud if I didn't...and I never chicken boned. They all grew taller than any plants I have ever grown, kept growing little "Butter head lettuce(s) everywhere, were very heavy in weight and stem and the bud production on especially the Bubba 76 (3 plants) does in fact...suck. The trim took 3 days-standing in place-in my studio-then taking branches up to the grow room to hang. I DO trim nuggs..I use all flower-for something ☺ This time I also saved the sugar leaves: there was-on God bud especially-good sticky so I will probably give Bubble Hash a try having never done it. Usually do dry ice hash.

The Strains:

Bubba 76:(3 plants) actually gave them a week more than "stated" even tho my LEDs tend to finish plants a week early; trichomes going milky and getting a few amber as I was hoping for further fattening. Didn't happen. The three went down first (will indicate where they are on the net when I get to the net). Lots of little ones-LOTS-but I am sure a viable smoke.

Very sticky sugar leaves saved. The little ones have been removed from their stems to trays-anticipating going into jars tonight or tomorrow to start the process of burp: hygrometer says too much humidity-then to tray then back to jars til I hit a 62-64. Then there will be the middle size ones and then the few big (er) ones as they dry and cure by size. [Unless she is a remarkable smoke I won't grow her again.](#)

Blue dream: (2 plants) did stack up ok. She also finished early by a week as her trichomes were going into amber..I rather not have too many. She is a candidate for mold or bud rot (I hear)-got none. She smells divine!

Lots a green on her too. She will be what she is. Wonder on her when I go back to GH TRIO. [Will see how she smokes if I grow her again.](#)

Girl Scout Cookie x White widow : (1 plant) wish I had had more of her. Nice growing plant, buds sticky but very little sugar leaves, ok bud size.

God bud: (2 plants)-here comes another **rant**; a "short/ bushy plant". Bushy yes and EXTRA bushy due to Canna Coco and as tall as the others including Blue dream- a tall sativa. All plants were LST wired and defoliated. God bud from the start was a leaf challenge-without defoliation I would have no bud-she grew that thick. Her bud structure is unlike anything I know-cant even find it under her online pics. Pistils were always **very** short, the trichomes had very round and flat-wide tops. Thick, crispy and very dark green leaves & sugar leaves covered in glitter. A hyper grow nutrient I didn't need.

I bitched from the beginning about this strain-supposedly very high in THC. YET-she was most curious to trim-she has a berry like cluster of tiny buds. Her scissor has had the viscosity of thick honey. Her stems were the thickest I have ever had (with holes at the finish). STRONG willed plant. In the end fairly easy to trim because of the stick between bud sites. A plus and a minus but it kept my hands less sticky. Now debating if I would grow her again-under the GH Flora Trio..[wondering on growing her again even tho I said Iwouldn't.](#) again-it will be in the smoke ☺ Several pics of her to follow.

(my Veg is doing fine-just plucked some very large fan leaves, topped once, getting ready to top again. New journal has begun).


Pics of the harvest days

5/11, 12, 13/2017



Studio celebration & trim area, love my new snips, saving the trim, stem hole





Blue dream



God bud

God bud





Blue dream-last plant down



Done 5/13/2017 6:15 PM



dinner

Still Sunday 5/14/2017

The Bubba 76 little ones that I harvested on Thursday are of course drying. Snipped them from their stems, put them into jars with hygrometers, knew they would pass 62 RH & dumped back into trays til tomorrow and repeat as well as snip some more stems, repeat. Louped even the smallest-GOT SUGAR. This is really the labor intensive part- monitoring the jars, until the bud can stay in the jars (and I am not putting them in damp). Seems they gather each other up & get humidity then need to be returned to their trays for a bit. Once relatively stable they will go into the burp cabinet!



Trim drying too



God Bud

5/19/2017

30 jars in the burp cabinet-relatively stable.

Bubba 76: Occupying space with her small nuggs –with plenty of sugar.

Blue dream: larger buds but low yield (and it should be bigger) fine trichomes

Girl Scout Cookie x White widow: fine yield for 1 plant-wish I had done more of her. Very lush with trichomes

God bud: the prettiest and most unique plant I have ever grown. I said I wouldn't do her again-but I might after returning to my past nutrients-just to see what happened.

One bud of Blue dream had bud rot-trashed it. I also found one seed-can't remember which plant. If I find more I will probably save them.

The fragrances in this grow are very distinct and after the initial confusion in my seed drop -the plants have declared themselves.

Yes- off of what I still believe to be a hyper green growing nutrient system. I stuck with the feeding schedule as I don't know enough to get creative with it. If I were growing outdoors I would use it. Indoors: too much green to the end. There was no choice but to defoliate –a lot! The bud structure of all 4 strains cannot compare to my last grow where larf was not an adjective and the yield much better. All in all a fair grow, a taller grow , without incident or accident. And, sadly minus some dog hair.

Thank you Nebula & Sirius for another intense ride and thank you forum family for your patience, your comments, your support and your fine humor. What a great crew you all are!

It's a wrap folks 😊

